

# Electronic vehicle identification in the intelligent city

**Ong, Ghim Yeow Gary**  
**AMIHT, 75, Eng Kong Place, Singapore 599 148, Singapore;**

***This paper appears in: [Road Transport Information and Control - RTIC 2008 and ITS United Kingdom Members' Conference, IET](#)***

***Publication Date: 20-22 May 2008***

***On page(s): 1-6***

***Location: Manchester, UK,***

***ISSN: 0537-9989***

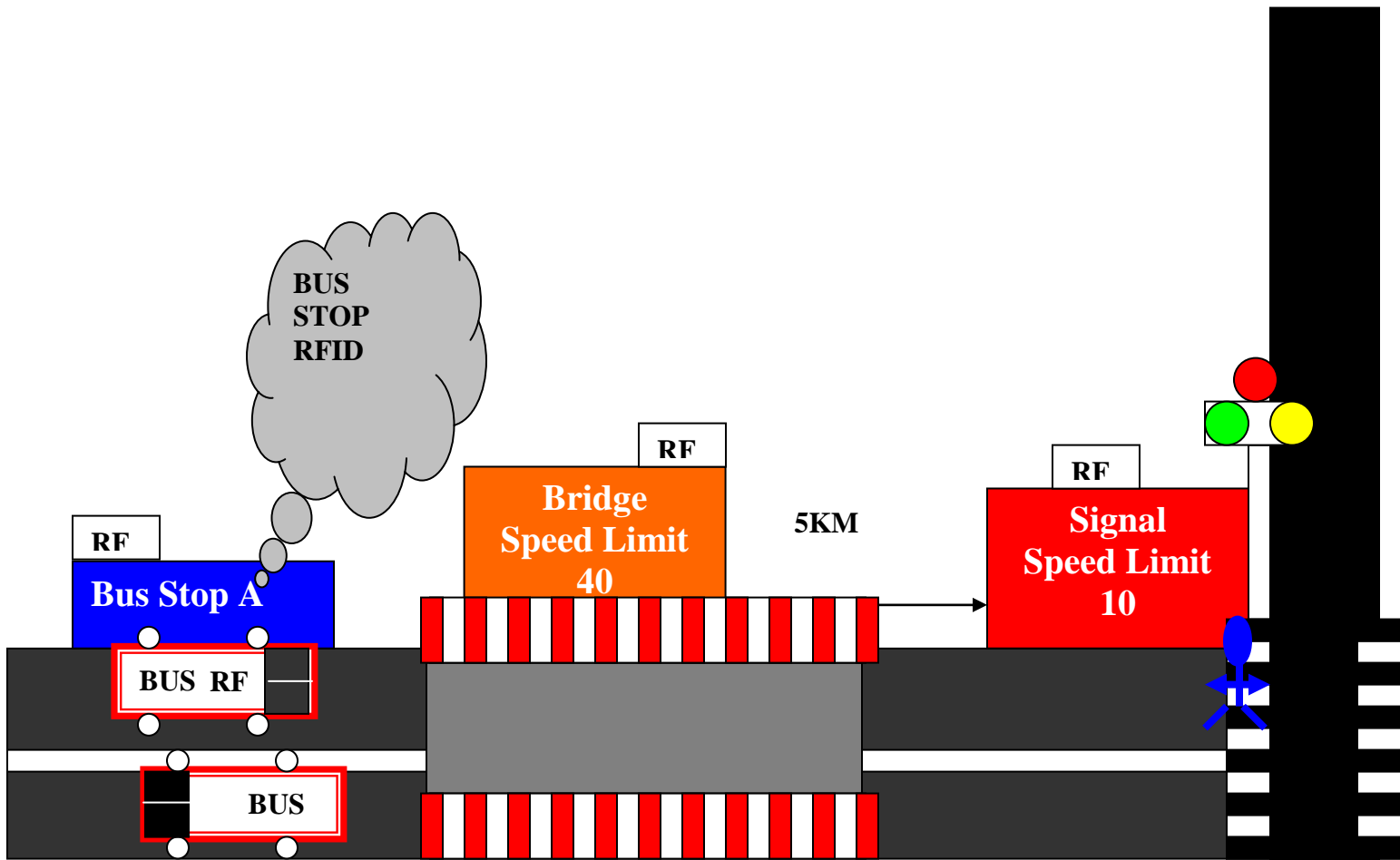
***ISBN: 978-0-86341-920-1***

***Current Version Published: 2008-07-15***

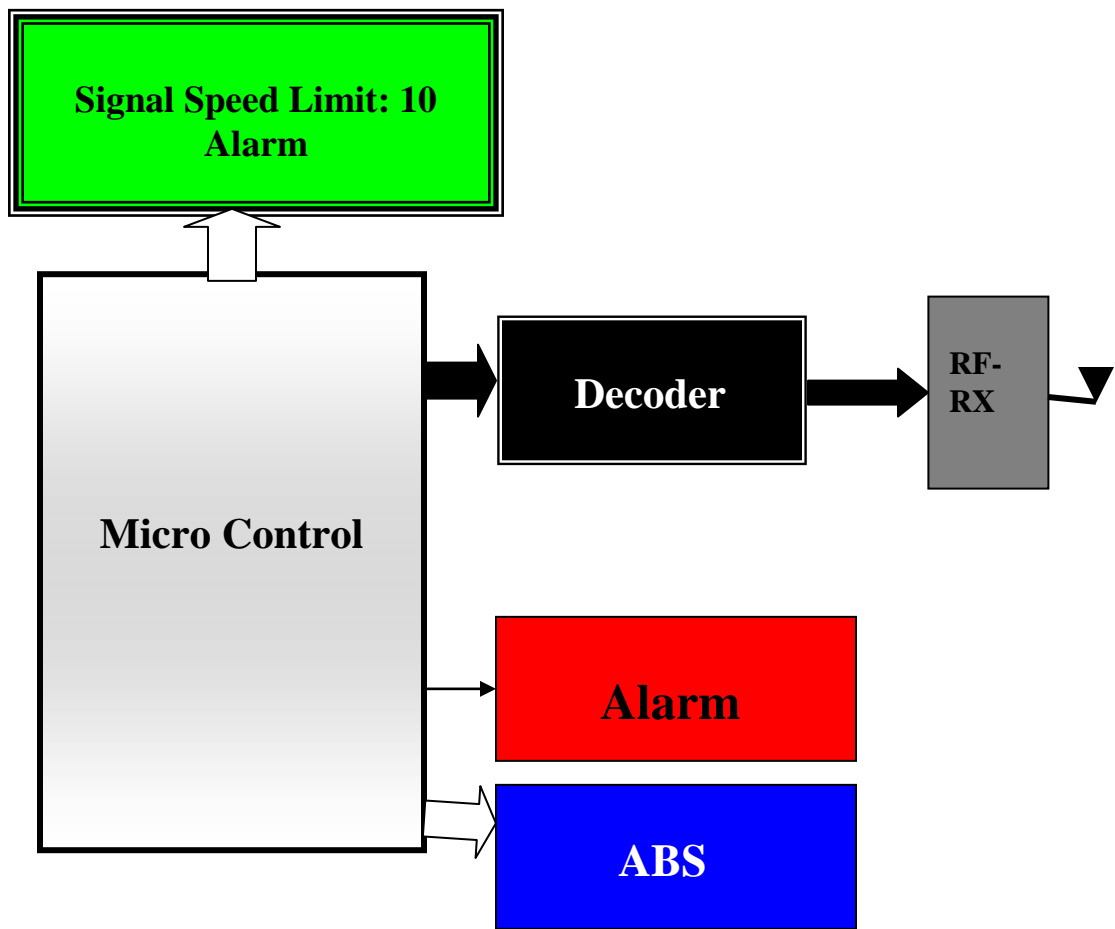
## ***Abstract:***

Intelligent Cities require intelligent solutions. Intelligent Transport Systems (ITS) are transport systems which provide communications, control technologies and also involves the application of information received to help manage and improve the operations of transport networks. To avoid the accident and free for transport.

Block Diagram:



Vehicle Reader Circuit Block Diagram:



## 1. Functioning over view of System:

\*This system will to avoid the accident of all vehicles to using RF-ID communication. Its sends the message to the Each vehicle to Reduce the Speed. Otherwise automatically the vehicle speed will control by ABS. This message should contain the particular valid code and to reduce the speed.

- 1) Bus stop
- 2) Bridge Speed Limit-10 /20/40
- 3) Bend Type -20 /30 /45 /60 /90 Degree -  
Speed Limit-10 /20//30/40 /50
- 4) Signal -10 /20 /Stop
- 5) Cross Type -10 /20 /Stop
- 6) Speed Limit - Speed Limit-10 /20//30/40 /50
- 7) ABS
- 8) Track number -1 /2 /3 /4
- 9) Overtaking - Direction and Speed of opposite vehicle -20 to 120, same /  
Opposite

### 1. Bus stop

To read the Bus stop before 100 Meter distance by RF-ID then Automatically the Vehicle will reduce the Speed by ABS with Alarm.

### 2. Bridge

To read the Bridge before 100 Meter distance by RF-ID then Automatically the Vehicle will reduce the Speed by ABS with Alarm.

### 3. Bend Type

To read the Bend Type before 100 Meter distance by RF-ID then Automatically the Vehicle will reduce the Speed by ABS with Alarm.

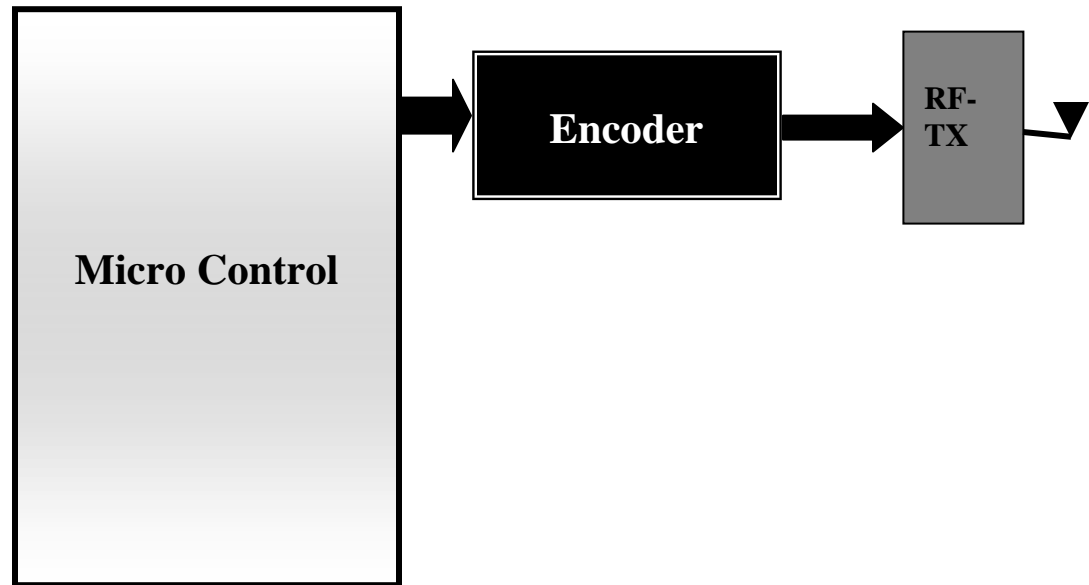
### 4. Signal

To read the Signal stop before 100 Meter distance by RF-ID then Automatically the Vehicle will reduce the Speed / Stop by ABS with Alarm.

## 5. Track Number

To read the Track number for overtaking before 10 Meter distance by RF-ID then Automatically the Vehicle will reduce the Speed by ABS with Alarm.

This module will find the vehicle in which direction and the Speed.



## 2. Overview of Projects

This system Main Unit,

- 1) Control and Display unit
- 2) RF-ID Data Communication.
- 3) Automatic Brake System.
- 4) RPM-Speed
- 5) Alarm

## 4. I/O Control System:

- 1) I/O port Communication
- 2) RS232 Communication
- 3) RF 4 bit Data Communication